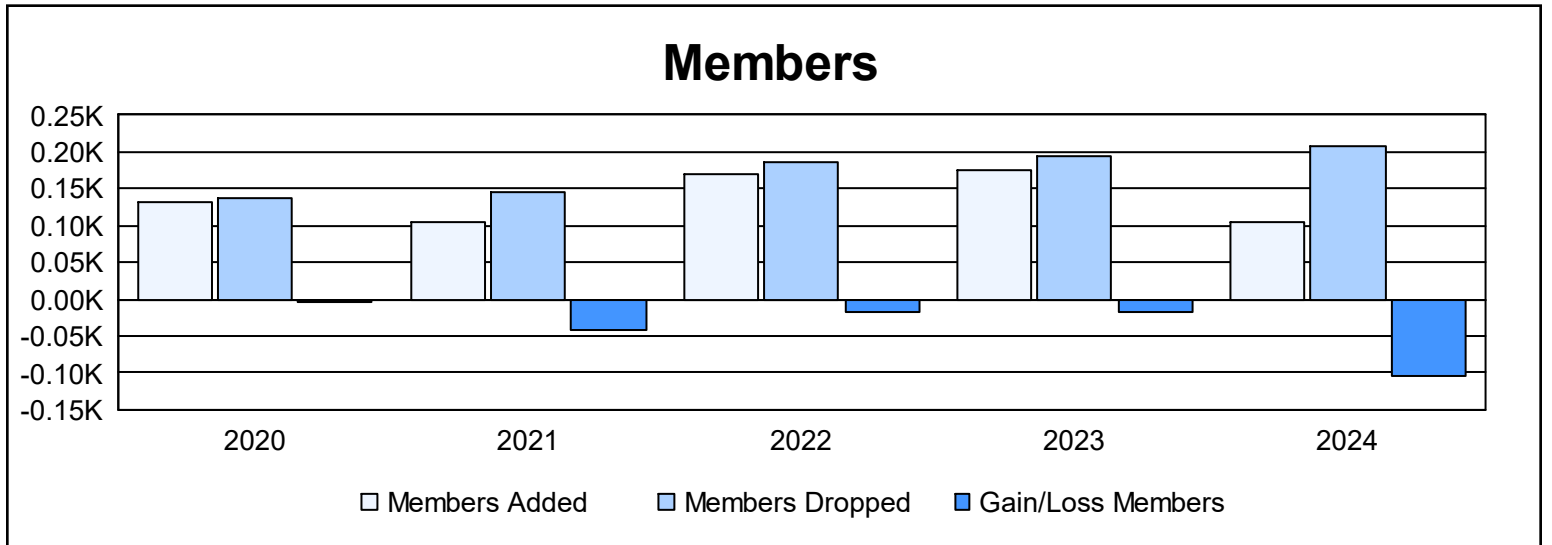
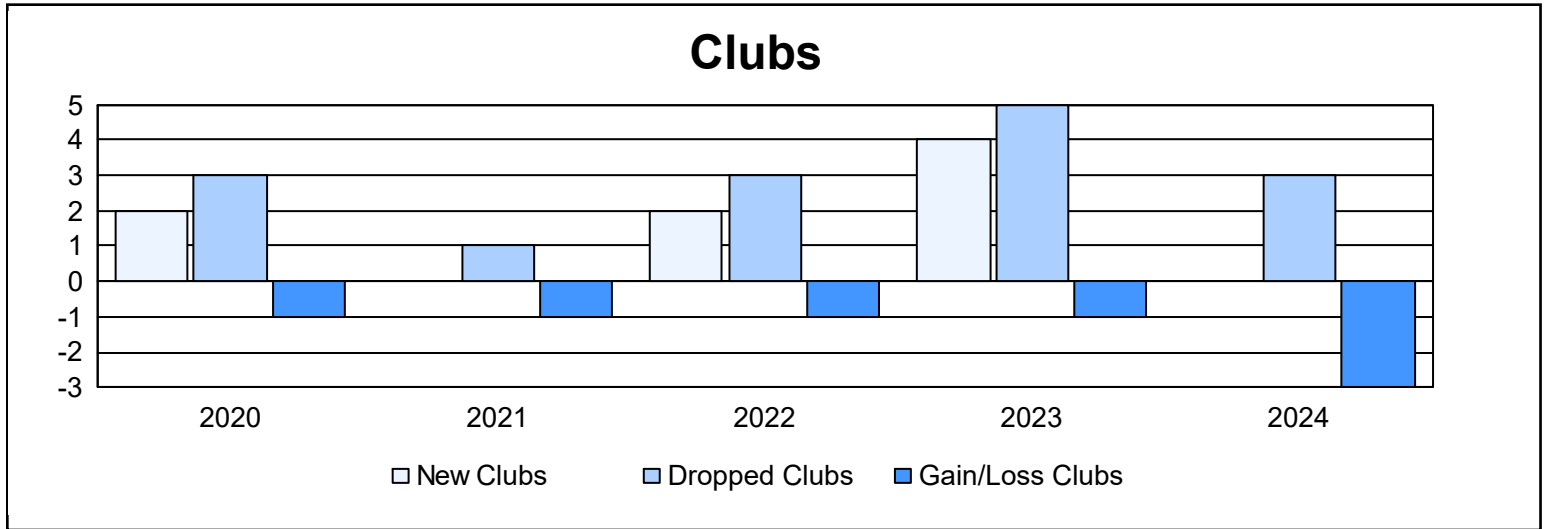
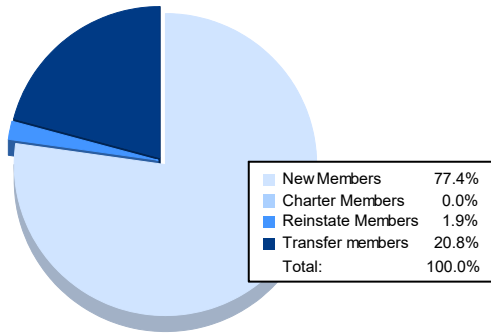


Year	New Clubs	Dropped Clubs	Gain/ Loss Clubs	New Members	Charter Members	Reinstate Members	Transfer Members	Total Member Added	Total Members Dropped	Gain/ Loss Members
2019-2020	2	3	-1	58	48	3	24	133	137	-4
2020-2021	0	1	-1	83	0	5	17	105	146	-41
2021-2022	2	3	-1	98	46	9	16	169	187	-18
2022-2023	4	5	-1	56	96	3	21	176	193	-17
2023-2024	0	3	-3	82	0	2	22	106	209	-103
<b>Average</b>	<b>2</b>	<b>3</b>	<b>-1</b>	<b>75</b>	<b>38</b>	<b>4</b>	<b>20</b>	<b>138</b>	<b>174</b>	<b>-37</b>



### Membership Composition June 2024 Cumulative



### Gender Composition June 2024 Cumulative

